


# POKÉMON CATCHER



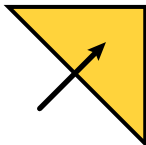
Follow the instructions to make your own Pokémon Catcher!

1




Print side down

2




Fold

3



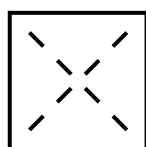
Unfold

4



Fold

5



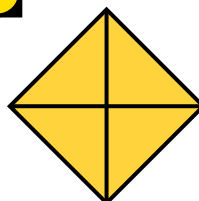
Unfold

6

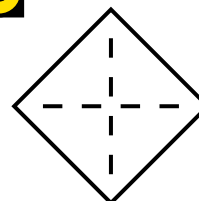


Fold corners into the center

7

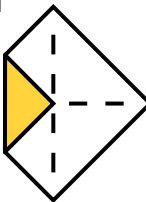


8



Flip

9




Fold corners into the center

10

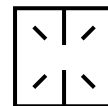


11



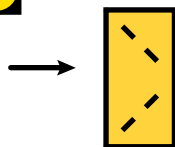
Fold in half

12



Unfold

13




Fold in half

14



Place fingers in the flaps



## How to Play:

- 1 Choose one of the four Pokémon. Count the number of letters in its name, and switch the position of the Pokémon Catcher for each letter.
- 2 Choose one of the numbers.
- 3 Read the message under the number flap to see if you caught the Pokémon or not.



# POKÉMON CATCHER

Color your Pokémon Catcher,  
then fold it according to the diagram.



1

**TURTIG**

3

YOU CAUGHT THE POKÉMON!

6

THE POKÉMON FLED FROM BATTLE!

7

YOU CAUGHT THE POKÉMON!

8

YOU CAUGHT THE POKÉMON!

THE POKÉMON FLED FROM BATTLE!

2

THE POKÉMON FLED FROM BATTLE!

YOU CAUGHT THE POKÉMON!

5

THE POKÉMON FLED FROM BATTLE!

4

YOU CAUGHT THE POKÉMON!

**PIKACHU**

**PIPLUP**

**CHINCHAR**

Detailed description: This is a large sheet of paper for a Pokémon Catcher activity. It features a dashed border and a central grid of dashed lines forming eight diamond-shaped sections. Each section contains a numbered circle (1-8) and a Pokémon illustration. The Pokémon are: 1. Turtwig (top-left), 2. Piplup (top-right), 3. Pikachu (middle-left), 4. Piplup (middle-right), 5. Pikachu (bottom-left), 6. Chinchou (bottom-right), 7. Piplup (middle-right), 8. Pikachu (bottom-left). The text 'YOU CAUGHT THE POKÉMON!' is placed in the center of each diamond, and 'THE POKÉMON FLED FROM BATTLE!' is placed in the center of each diamond. There are also small Poké Ball icons in some sections.