


# POKÉMON CATCHER

Follow the instructions to make your own Pokémon Catcher!

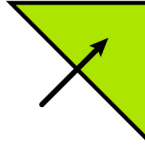


1



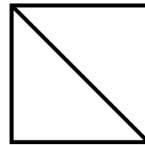
Print side down

2




Fold

3



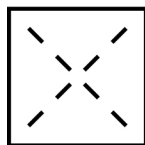
Unfold

4



Fold

5



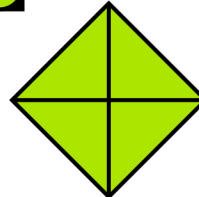
Unfold

6

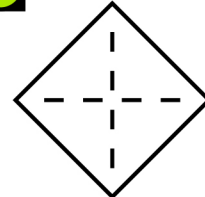


Fold corners into the center

7

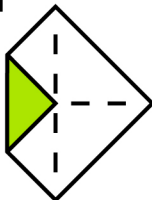


8



Flip

9



Fold corners into the center

10

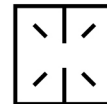


11



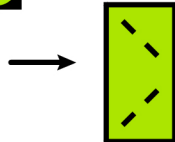
Fold in half

12



Unfold

13



Fold in half

14



Place fingers in the flaps



## How to Play:

- 1 Choose one of the four Pokémon. Count the number of letters in its name, and switch the position of the Pokémon Catcher for each letter.
- 2 Choose one of the numbers.
- 3 Read the message under the number flap to see if you caught the Pokémon or not.



# POKÉMON CATCHER

Color your Pokémon Catcher,  
then fold it according to the diagram.

